



Check In Report

Residence:

Property address

London

postcode



Produced By: Clerk: **Maria Angelos**

Company: **Inventory Genie**

Telephone: **0203 475 5569**

Email: **info@inventorygenie.co.uk**

Website: **www.inventorygenie.co.uk**

On Behalf Of: Contact:

Company:

Order Ref:

Date: **06 March 2015**

General Notes

This inventory is intended as an independent and informative guide to both landlord and tenant about the condition of any fixtures, fittings, furniture, contents and decor.

Any discrepancies regarding the accuracy of the report should be brought to the attention of Inventory Genie **within 7 days** after receipt of the report; otherwise it is accepted the report is accurate.

The inventory description enables items to be visually identified only, no attempt has been made to identify any item by its original manufacturer or the period in which it was produced. The inventory clerk preparing the check-in report is not an expert on fabrics, woods, materials, antiques, etc., nor do they purport to be a qualified surveyor. This inventory should not be used as a structural survey report.

Unless otherwise stated, it is accepted that a listed item is in good condition free from any obvious defects, soiling or malfunction, which may constitute a dilapidation assessment on termination of tenancy.

It is important to note that any contents **MUST** be situated in their respective rooms as specified in this inventory upon termination of the tenancy. Failure to do so can result in delay, this delay may encompass a search fee. This search fee will be additional to the check-out fee.

Clerks do not undertake to move heavy and/or awkward items of furniture.

Inaccessible areas and loft spaces will not be searched or listed in this inventory.

All regulations published by the Department of Trade and Industry / Trading Standard Services and / or similar bodies are the ultimate responsibility of the Instructing Principal. Where the inventory notes FFR label, this should not be interpreted to mean that the item complies with the Furniture & Furnishings (Fire) (Safety) (Amendments) 1993. It is a record that the item had a label as described or similar to that detailed in the Guide published by said bodies at the time of the inventory make. It is not a statement that the item can be considered to comply with the regulations.

All electrical items are considered complete with plugs, bulbs, flexes etc. unless otherwise specified. When practicable to do so all appliances will be tested for power only. This inventory relates only to furniture, furnishings and all of the Landlord's equipment and contents in the property. It is no guarantee of, or report on, the adequacy of, or safety of any such equipment or contents, merely a documented record that such items exist in the property, at the date of the inventory and the superficial condition of the same.

Any household plants, cleaning materials, livestock (pond fish) etc are considered as perishable items and will not be listed.

All measurements given are approximate.

On termination of the tenancy the check-in inventory is rechecked, any discrepancies and / or variations will be reported to the instructing principal. The report will indicate, in the opinion of the Clerk, as to whether there is any liability on the tenant, or whether such deterioration could be assessed as fair wear and tear. Fair wear and tear is assessed on the length of the tenancy and the type of occupancy, noting that certain items will receive higher usage. It is acknowledged that the contractual terms listed in the tenancy agreement may overrule the opinion of the assessor.

Full Terms and Conditions available upon request.

At Check-Out

At the check-out, a Clerk will attend and the Schedule of Conditions completed and signed by both inventory clerk and the tenant. It will be expected that the property will be in a clean condition. No further cleaning will be permitted on commencement of the dilapidation check-out report. All personal items must be removed and the tenants must be ready to vacate the property on completion of the dilapidation check-out report and surrender all property keys. The meters will be read and a forwarding address will be required.

Defects generally fall into the following categories, these are the most common areas and it would be in the tenants' best interest to pay particular attention to following:

1. Carpet soiling - spotting, staining, heavy shading, burn marks.
2. Furniture damage - soiling, staining, breakage, ring marks, scratch marks, liquid marks, dents, chips.
3. Curtains - smoke discolouration, torn, stained, spotted and unlaundered.
4. Mattresses - staining and ripping.
5. Linen - soiling, staining, unlaundered, burn marks, tears.
6. Fireplaces - unauthorised use, unswept, mantle or hearth damage.
7. Wooden Flooring - extreme wear, scrape marks, scratch marks, staining, burn marks.
8. Vinyl flooring - rips, scrapes, staining, pit marks and dent marks.
9. Gardens - unswept patios/paths/driveways, unmaintained borders, bushes and lawns.
10. Swimming Pool - leaf strewn, dirty water, dirty tiles.

Cleaning

Apart from general cleaning of the obvious, listed below are the most common areas missed which are noted at the check-out and listed on the Schedules of Conditions. The following list is intended as a helpful and informative guide only.

all paint work, skirting boards, architraves, picture rails, ceramic tiles, perimeters to floor, carpet edges, windows, sills, secondary glazing, blinds, drawer interiors, kitchen units, shelving, hob, grill, oven, oven door, dishwasher, tumble dryer, appliance filters, rubber seals, defrost freezer, defrost fridge, soap dispenser, light fittings, shades, test all bulbs

Health & Safety

Gas Safety

Under The Gas Safety (Installation and Use) Regulations 1994, amended by Statutory Instrument 1996, and The Regulations Re-enact 1998 all gas appliances must be checked for safety at intervals of not more than 12 months. The certificate issued must note the date of inspection, defects identified and all remedial work action taken. The main amendment provisions are as follow : (i) Flues must be specifically included in any Gas Check as well as the appliance itself (ii) The gas safety check is only validated if carried out by a registered Gas Safe gas engineer (iii) A safety certificate must be issued and records of inspection must be retained for 2 years (iv) This certificate must be available to a current tenant no more than 28 days from the date of inspection (v) New tenants must be in possession of this certificate before the due date of occupancy. Since January 1996, gas fires, which are installed in bedrooms, must have an Oxygen Depletion Sensor. Ideally these sensors should be fitted in all rooms.

Electrical Safety

Under the Electrical Equipment (Safety) Regulations 1994 and The Plugs & Sockets etc (Safety) Regulations 1994 all electrical installations in tenanted properties must be safe. The regulations apply to portable domestic electrical equipment such as: electric heaters, lamps, televisions, radios, vacuum cleaners, irons, toasters, microwaves, refrigerators, kitchen appliances. Built-in electrical goods are not covered by the regulations. As with the Gas certificate a qualified electrician should carry out an inspection of the tenanted property prior to the due date of occupancy. The same regulations applied to the availability and distribution of the gas certificate should also be applied to the electrical certificate.

Furniture and Furnishings Safety

The Furniture and Furnishings (Fire) (Safety) Regulations 1998 (amended 1989 & 1993) provide items supplied in the course of tenanted properties to comply with the minimum fire resistant test set out within the regulations. The regulations apply to all upholstered furniture, beds, headboards and mattresses, sofa-beds, futons and other convertibles, nursery furniture, fabricated garden furniture, scatter cushions, pillows and additional fabric coverings etc. All furniture manufactured before 1950 is exempt as are curtains, carpets, and bed linen, etc. In practice, items that comply will have a suitable permanent label attached. Furniture manufactured between 1950 and 1983 should be carefully checked. All non-compliant furniture must be removed before the due date of occupancy.

Smoke Alarms

The building Regulations 1991 require that all properties built since 1992 must have mains operated and inter linked smoke alarms fitted on every floor, but it does not cover most tenanted properties. However, it is generally agreed the common law 'duty of care' means that Landlords and their agents could be liable should a fire cause injury or damage in a tenanted property that is not suitably fitted with smoke alarms. It is recommended that a smoke alarm be fitted to each floor (hallway and landing areas).

Guidance

To ensure that you have a comprehensive understanding of ALL 'legal requirements' and 'duty of care', please contact your Local Area Office of the Health and Safety / Environmental Health Department / Department of Trade and Industry or similar bodies who will advise you accordingly.

Penalties & Enforcement

The maximum penalty imposed in a Magistrates Court (or Scottish equivalent) for non-compliance of the above regulations is a fine of £5,000. If a case is then referred to a Crown Court (e.g. where contravention has led to a serious injury or death) an unlimited fine or custodial sentence may be imposed. If found to be non-compliant of the above regulations any insurance regarding the tenanted property maybe null and void.

Schedule of Conditions

Residence: property address	Furnishing: Furnished
London	Style: purpose built flat
postcode	Condition: New Build

Meter Readings: Check In

Location	Reading	Reference
Water Communal hall cupboard	00001	13389349



Water

Keys: collect keys: from concierge / porter
return keys: to tenant

Key Set	Cylinder	Mortice	Ingersoll	Remote	Fob	Security	Reference
Communal Entrance	-	-	-	-	1	-	-
Front Door	1	-	-	-	-	-	-
Post Box	1	-	-	-	-	-	-
Balcony	2	-	-	-	-	-	-
Unknown	1	-	-	-	-	-	-



06/03/2015

Utilities:

Fuses	Entrance Hall (room 1)
Fuses	Entrance Hall - Storage (room 1)
Fuses	Entrance Hall - Storage 2 (room 1)
Fuses	Entrance Hall - Storage 2 (room 1)
Fuses	Entrance Hall - Storage 2 (room 1)
Fuses	Kitchen (room 3)
Smoke detector	Entrance Hall (room 1)
Smoke detector	Kitchen (room 3)
Stop cock	Entrance Hall - Storage 2 (room 1)
Timer	Entrance Hall - Storage (room 1)

Overview

Electrical Items

The following is a summarised listing of all electrical goods and quantities of, present at the property at the time of the inventory make and/or check-in. This list is only intended as a guideline for annual electrical inspections. For an indication of the level of cleanliness or condition attributed to each item, please refer to the following pages.

Item	Quantity
Lamp	3
Dishwasher	1
Microwave	1
Refrigerator freezer	1
Toaster	1
Kettle	1
Washer dryer	1

Cleanliness

The following is an indication of the level of cleanliness attributed to the overall property in the view of the inventory clerk, for individual room and / or item conditions, please refer to the following pages.

Item	Level of Cleanliness
Doors	professional level
Skirting	need vacuum / dusting
Woodwork	professional level
Paintwork	professional level
Windows	professional level
Flooring	professional level
Carpets	n/a
Tiles	professional level
Linen	professional level
Curtains /Blinds	n/a
Mattresses	professional level
Hob	professional level
Oven	professional level
Kitchen	professional level
Bathroom	professional level
Fireplaces	n/a

Additional Comments:

Please note the electric meter is located in the communal hall cupboard however, the reading is taken from the e.on appliance in the property of which has no reading.

Concierge advised the 'unknown' key should be an additional front door key however, is not functional or matching functional front door key. Concierge to resolve.

Declaration

Whilst every care has been taken to ensure the accuracy of the inventory, you are advised to read the contents of the same as you may be held responsible for any discrepancies found at the end of the tenancy at the point of check out.

It is in your interest to carefully check the inventory.

Any discrepancies regarding the accuracy of the report should be brought to the attention of Inventory Genie *within 7 days* after receipt of the report; otherwise it is accepted the report is accurate.

I/We have inspected the items in the foregoing inventory and hereby agree, subject to the marginal notes and comments, that they are correct:

Tenant Attendance: not present

Date: 06 March 2015

Witnessed by: _____

Print: Mr Joe Bloggs (tenant)

Witnessed by: M. Angelos

Print: Clerk name

Property/Exterior Photos



Room 1: Entrance Hall Description

Condition

Doors

1	Door	Dark wooden grained flat panel, chrome fire door hinge, chrome trimmed spy hole/silver cover to reverse, chrome lever handle/same to reverse, chrome lock/chrome thumb lock to reverse, chrome chain catch to interior	Faint faded white marks to exterior base Faint scratch above spy hole exterior
2	Frame & architrave	Wooden/white Metal door chain	
3	Threshold	Medium wooden strip	

Flooring

4	Wood	Dark wooden grained	
---	------	---------------------	--

Walls

5	Wall	Off White	
6	Skirting	Wooden/white	Light White dust
7	Thermostat	White heatmiser	
8	Security	White bell system touch sensitive video entry phone	
9	Fuses	White plastic single	

Ceiling

10	Ceiling	White	
11	Smoke detector	White round flush	Green light indicator not seen Not tested

Lighting

12	Ceiling lighting	3 recessed spotlight fittings, White casing	
----	------------------	---	--

Sockets

13	Electric light	White plastic single dimmer White plastic double White plastic single	
14	Socket outlet	White plastic double	

Room 1: Entrance Hall Photos



Wood



Skirting



Security



Door



Door

Room 1: Storage	Description	Condition	
Doors			
15	Door	Dark wooden grained flat panel, chrome lever handles	
16	Frame & architrave	Wooden/white	
17	Threshold	Medium wooden strip	
Flooring			
18	Tiled	Cream squares, light grouting	
Walls			
19	Wall	Off White	Minor faint mark left of washer dryer
20	Skirting	Cream tiles	
21	Fuses	White plastic single	
22	Timer	White timeguard	
Ceiling			
23	Ceiling	White	
24	Ceiling vent	White flush circular fitting	
Lighting			
25	Ceiling lighting	White pendant	
Sockets			
26	Socket outlet	White plastic single	
Appliances			
27	Washer dryer	White front loading neff, soap tray, 9 grey buttons, 1 White/grey dial	

Room 1: Storage Photos



Door

Room 1: Storage Photos



Washer dryer



Washer dryer

Room 1: Storage 2	Description	Condition
-------------------	-------------	-----------

Doors

28	Door	Dark wooden grained flat panel, chrome lever handles
29	Frame & architrave	Wooden/white

Flooring

30	Wood	Continuation of entrance hall
----	------	-------------------------------

Walls

31	Wall	Off White	Series of small black marks and a scratch above Schneider electric digital screen
32	Skirting	Wooden/white	
33	Fuses	Cream MK consumer unit/flap	
34	Fuses 2	5 White plastic	
35	Misc	Black Schneider electric digital reading screen	
36	Misc 2	White metal fitting housing kamstrup reading	
37	Misc 3	White metal vent axia fitting/associated pipe work	
38	Stop cock	As fitted	
39	Misc 4	Grey rectangle fitting Beige heatmiser fitting beneath	
		Further grey rectangle fitting White square fitting	
40	Misc 5	2 White BT openreach fittings	
41	Fuses 3	Grey housed switch/clear green flap	
42	Misc 6	Other fitted pipe work	

Ceiling

43	Ceiling	White
----	---------	-------

Lighting

44	Ceiling lighting	White pendant
----	------------------	---------------

Sockets

45	Electric light	White plastic single
46	Socket outlet	2 White plastic doubles 1 White plastic single dummy
47	Telephone jack point	White plastic/4 way
48	Satellite and / or TV socket	White plastic

Room 1: Storage 2 Photos



Wall



Misc 2

Room 2: Reception		Description	Condition
Doors			
49	Door	Dark wooden grained flat panel, chrome lever handles	
50	Frame & architrave	Wooden/white	
51	Door 2	Leading to balcony White painted frame, 1 fixed pane, 1 sliding door with chrome lever handle/integral lock Wooden/white surround	A few light marks to frame left of handle
Flooring			
52	Wood	Continuation of entrance hall	Approx 2.5cm dent/chip right of entry - forward
53	Rug	Dark grey pile	
54	Doorstopper	Chrome/black	
Walls			
55	Wall	Off White	2 small black marks beneath mid level right of kitchen Faint vertical scuff to left side of mirror Very faint vertical shaded lines lower right of mirror
56	Skirting	Wooden/white	Light White dust
57	Thermostat	White heatmiser	
58	Mirror	Mirror framed octagon	Finger marked to left side
59	Picture	2 black framed purple/green/brown/grey mottled prints	
Ceiling			
60	Ceiling	White	
61	Ceiling vent	White flush circular fitting	
Lighting			
62	Ceiling lighting	8 recessed spotlight fittings, white casing	
Sockets			
63	Electric light	White plastic with 2 dimmers/2 switches White plastic single	
64	Telephone jack point	White plastic	
65	Socket outlet	5 White plastic doubles	
66	Satellite and / or TV socket	White plastic 5 way/1 telephone outlet	
Appliances			
67	Lamp	Grey circular base, grey/chrome stem, grey shade, 3 bulbs	

Room 2: Reception**Description****Condition****Furnishings**

68	Table	Dark wooden circular topped 4 seater dining table, matching mushroom style support
69	Chair	4 cream, medium wooden supports
70	Sofa	Purple upholstered 2 seater, matching back/seated cushions, 2 matching side rest cushions, chrome supports
71	Scatter cushions	2 matching grey/cream, silver to reverse 1 silver, blue to reverse
72	Table 2	Rectangle glass topped coffee table, dark wooden L shaped support
73	Misc	White laminate framed rectangle topped television stand, white metal supports, 1 dark wooden grained sliding door, 2 matching shelves

Room 2: Reception Photos

Room 2: Reception Photos




Frame & architrave


Room 2: Reception Photos



Wood



Wall




Wall




Sofa



Sofa



Door 2



Wood

Room 2: Balcony		Description	Condition
Flooring			
74	Decking	Brown	
Walls			
75	Wall	Brown panels	
76	Misc	White plastic single socket outlet/black casing with flap	
77	Rail	Chrome/2 glass panels	
Lighting			
78	Wall lighting	Black casing	

Room 2: Balcony Photos



Decking

Room 3: Kitchen		Description	Condition
Doors			
79	Frame & architrave	Off White	
Flooring			
80	Wood	Continuation of reception	
Walls			
81	Wall	Off White	
82	Misc	Acrylic splash back	
83	Fuses	White plastic fuse board 2 White plastic singles	
Ceiling			
84	Ceiling	White	
85	Ceiling vent	White flush circular fitting	
86	Smoke detector	White round flush	Not tested Green light indicator seen
Lighting			
87	Ceiling lighting	4 recessed spotlight fittings, white casing	
88	Unit light	5 brushed stel triangle cased	
Sockets			
89	Socket outlet	2 White plastic doubles	
90	Satellite and / or TV socket	White plastic	
Appliances			
91	Refrigerator freezer	Integral bosch 4 clear plastic door shelves 2 clear egg trays 1 clear plastic butter tub/lid 4 glass shelves/White trims/1 fitted clear plastic sliding drawer 1 clear plastic salad crisper Thermostat/shade 4 clear plastic freezer drawers	
92	Dishwasher	Integral Bosch, 2 grey trolleys, 1 grey cutlery basket	
93	Microwave	Integral stainless steel bosch, 2 silver push dials, digital screen, 7 silver buttons, glass fronted door/chrome pull, 1 wire rack, black grill/insert	
94	Cooker hood	Stainless steel chimney style bosch, glass trim, 1 filter, 2 recessed spotlights, 4 grey buttons	
95	Hob	Black ceramic electric bosch, 4 black dials	
96	Cooker / Oven	Integral stainless steel bosch, digital screen, 3 silver push dials, 2 glass fronted doors/chrome bar pulls, 2 wire racks, 1 grey grill/insert	
97	Toaster	Brushed steel sabichi twin slot	

Room 3: Kitchen		Description	Condition
Appliances			
98	Kettle	Brushed steel sabichi/base	
Furnishings			
99	Kitchen miscellaneous	Silver can opener Silver/black vegetable peeler White/silver bottle opener silver metal utensil stand housing: Wooden spoon Steel/black slotted spoon Steel/black slotted turner Steel/black spoon Steel/black ladle Steel/black potato masher	
100	Manuals	Toaster Black red row folder	
101	Glassware	6 short tumblers 6 wine (4 of which are located in reception)	
102	Crockery	2 matching cream tea/coffee print mugs 2 matching cream/black builder tea print mugs Set of 4 all White ceramic: Dinner plates Side plates Bowls All located in the reception room	
103	Kitchen miscellaneous 2	Wooden cutting board 1 White/grey kitchen towel 2 non matching black/white kitchen utensil feature kitchen towels Wooden Harvey Nichols food market hamper (gifted)	
104	Cutlery	Stainless steel set of 4: Knives Forks Dessert/soup spoons Tea spoons (All located in the reception room)	
105	Pans	Black knife block/4 multi coloured knives & pots Silver low sided pan/glass lid Silver milk pan 3 silver (graduating in size) pots/glass lids	

Room 3: Kitchen	Description	Condition	
Furnishings			
106	Kitchen miscellaneous 3	Black e.on digital reader	
Units			
107	Worktop	Brown granite/drainier griddles	
108	Sink	Single bowled stainless steel FRANKE, chrome waste/strainer, chrome quooker mixer tap	Minor dry water spot to base
109	Kitchen units	Combination of wall/base level unit doors/drawers All white glossed laminate Integral shelving complete White kick boards	

Room 3: Kitchen Photos



Room 3: Kitchen Photos



Wood

Room 3: Kitchen Photos



Worktop



Sink



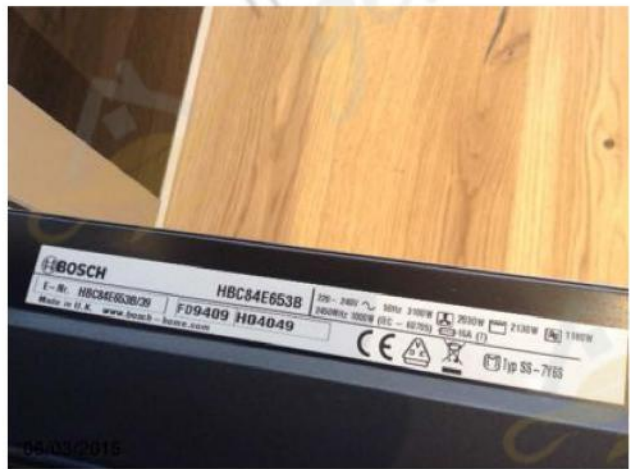
Sink



Microwave



Microwave



Microwave



Cooker / Oven



Cooker / Oven

Room 3: Kitchen Photos



Cooker / Oven




Kitchen miscellaneous



Glassware



Crockery



Manuals



Kitchen units



Kitchen units

Room 4: Bedroom		Description	Condition
Doors			
110	Door	Dark wooden grained flat panel, chrome lever handles	
111	Frame & architrave	Wooden/white	
112	Door 2	Access to bathroom Dark wooden grained sliding flat panel, chrome circular fitting (reverse of lock)	Fascia to fitting is a little loose
Flooring			
113	Wood	Continuation of entrance hall	2 scratches and 1 dent left of bed 1 dent to foot of bed
Walls			
114	Wall	Off White	
115	Skirting	Wooden/white	Light White dust Light scuff upon turning left corner
116	Thermostat	White heatmiser	
117	Picture	2 black framed blue and white mottled prints	
118	Wall attachments	Wardrobe 2 dark wooden framed mirror fronted sliding doors Dark wooden frame Dark wooden shelf/chrome support and 2 chrome hanging rails White ceiling Off White Walls Dark wooden grained wood flooring	Small chip to upper left side of 1 door
Windows			
119	Window	Wooden/White framed, 2 fixed panes, 2 opening panes each with silver lever handle	
120	Window sill	Wooden/white	
Ceiling			
121	Ceiling	White	
122	Ceiling vent	White flush circular fitting	
Lighting			
123	Ceiling lighting	6 recessed spotlight fittings, white casing	
Sockets			
124	Electric light	White plastic dual dimmer/switch	
125	Telephone jack point	White plastic	
126	Satellite and / or TV socket	White plastic/1 telephone outlet	
127	Socket outlet	4 White plastic doubles	

Room 4: Bedroom	Description	Condition
Appliances		
128 Lamp	Gun metal grey circular base, matching ball and stem, black shade	
129 Lamp 2	Gun metal grey circular base, matching ball and stem, black shade	
Furnishings		
130 Bed	Brown upholstered low level king, matching headboard	
	Fire label not visible	
131 Mattress	Cream king Fire label not visible	Not inspected as bed made
132 Linen	White fitted king mattress protector White fitted king sheet White king duvet/White cover 2 white pillows/whit covers 1 pastel blue bed throw	
	2 White rectangle scatter cushions with blue ink patterns	
133 Misc	2x dark wooden grained bedside table, 2 drawers, gun metal grey strip to top	Left unit dusty Tiny nic to left side of top drawer to left unit Minor defect to centre or top drawer to right unit

Room 4: Bedroom Photos



Room 4: Bedroom Photos



Wood



Wood



Bed

Room 4: Bedroom Photos



Misc




Misc



Wall attachments



Wall attachments



Wall attachments

Room 5: Bathroom		Description	Condition
Doors			
134	Door	Dark wooden grained flat panel, chrome lever handles, chrome thumb lock	
135	Frame & architrave	Wooden/white	
136	Threshold	Medium wooden strip	
137	Door 2	Access to bedroom	Scatched top right of pull
		Dark wooden grained sliding flat panel, chrome circular recessed pull, chrome thumb lock	
Flooring			
138	Tiled	Cream rectangles, light grouting	Discoloured to grouting in some places
Walls			
139	Wall	Off White	
140	Wall (tiled)	Cream rectangles, light grouting	
141	Mirror	Frames large square	
142	Skirting	Cream tiles	
143	Shelves	White roll topped laminate	
144	Cabinet	2 dark wooden grained doors/chrome circular pulls, housing 1 shelf and base	
145	Misc	Dark wooden grained panels beneath shelf	
Ceiling			
146	Ceiling	White	
147	Ceiling vent	White flush circular fitting	
Lighting			
148	Ceiling lighting	4 recessed spotlight fittings, white casing	
Heating			
149	Heating	Chrome ladder style heated towel rail, valve/covers complete, flex/plastic outlet	
Sockets			
150	Socket outlet	White plastic shaver outlet	
Suites			
151	Bath	White plastic, chrome waste/plug, chrome grohe pop up plug mechanism, chrome mixer tap	
152	Bath side panel	Cream laminated panel	
153	Shower screen	Glass, chrome fitting	
154	Shower	Chrome grohe parking control, chrome shower fitting with integral shower hose/chrome shower head, chrome shower riser	

Room 5: Bathroom**Description****Condition****Suites**


- | | | |
|-----|---------|--|
| 155 | Basin | White ceramic shelf mounted duravit, chrome waste/plug, chrome grohe mixer tap |
| 156 | Cistern | Concealed by dark wooden panelled walls, chrome geberit dual flush |
| 157 | WC | White ceramic duravit bowl, white seat/lid |

Room 5: Bathroom Photos

Room 5: Bathroom Photos



Tiled



Tiled



Shelves



Door 2



Shower



Shower screen



WC



Cabinet